

7.0/3.04 mm

Description and purpose

7.0/3.04 mm instrument grade coaxial adapters are used with measurement equipment within 0 to 18 GHz frequency range. The adapters are designed with male-male, female-female and female-male connectors with inch or metric thread. Adapter bodies and nuts are made of stainless steel. Central conductors are made of tempered beryllium bronze and plated with wear-proof gold. Low dielectric permeability and high strength insulation is applied. Used materials and adapter design provide low loss and reflection level, high stability for at least 5000 connect/disconnect cycles at operating temperatures between -60 °C and +85 °C. Minimum screen attenuation is 100 dB. Custom adapters with maximum operating temperature up to +110 °C are available for ordering. The adapters are manufactured in accordance with ZhNKU.468562.002 TU specification.



Specifications

Model	Connectors	Frequency range, GHz	VSWR, max. (typ.)		Insertion loss, dB, max. (typ.)	Fig.
			0 ... 12 GHz	12 ... 18 GHz		
PK2-18-01R-01R	Type III (female) – type III (female)	0 ... 18	1.1 (1.06)	1.15 (1.1)	0.15 (0.07)	1
PK2-18-01R-11R	Type III (female) – type N (female)					
PK2-18-11R-11R	Type N (female) – type N (female)					
PK2-18-01-01	Type III (male) – type III (male)					2
PK2-18-01-11	Type III (male) – type N (male)					
PK2-18-11-11	Type N (male) – type N (male)					
PK2-18-01R-01	Type III (female) – type III (male)					3
PK2-18-01R-11	Type III (female) – type N (male)					
PK2-18-11R-01	Type N (female) – type III (male)					
PK2-18-11R-11	Type N (female) – type N (male)					

Dimensions

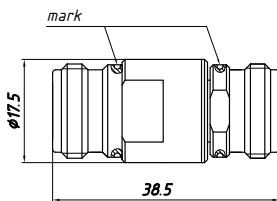


Fig. 1

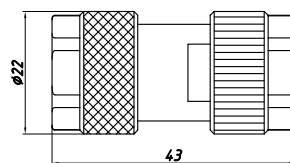


Fig. 2

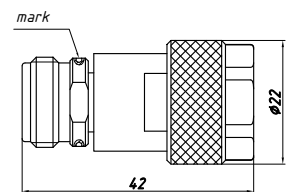


Fig. 3

Ordering example

- PK2-18-01R-01R coaxial adapter, type III (female) – type III (female).